



Best of Show,
Financial Content
Marketing Awards



Best Collateral,
Asset Management
Marketing Awards



College Planning Essentials






A comprehensive guide to saving and investing

Gramercy Institute, Financial Content Marketing Best-of-Show, Business-to-Multi-Target Single-Country Award, Asset Management Marketing Best-of-Show Runner up, Focus Award Single-Country Collateral, Fall 2024, JPMorgan paid a fee for the award nomination. JPMorgan employees may have been a part of the selection process for the award.

Investments Are Not FDIC Insured | No Bank Guarantee | May Lose Value

J.P.Morgan
ASSET MANAGEMENT

Table of contents

	Section 1: College matters Discover how a college degree can pay off with higher income and lower unemployment. 86% Higher annual income for bachelor's degree holders vs. high school graduates ¹		Section 4: 529 plan investing Explore the unique benefits of tax-advantaged 529 plans and the many ways to use them. 63% Families not using 529 plans to invest for college ⁴
	Section 2: College costs See how quickly tuition costs are rising and what you can expect to pay. 5.6% Average annual tuition inflation since 1983 ²		Section 5: Appendix Get additional details on college preparation, financial aid, tax breaks and more.
	Section 3: Financial aid Learn how financial aid works and why to invest for the expenses it doesn't cover. 330% Increase in student loan debt since 2005 ³		

1. U.S. Census Bureau, Current Population Survey. Data for 2023 based on mean earnings for workers aged 18 and older.

2. BLS, Consumer Price Index, J.P. Morgan Asset Management. Data from 12/31/82 to 12/31/24.

3. Federal Reserve Bank of New York, *Household Debt and Credit Report*, Q2 2024.

4. ISS Market Intelligence, *529 Industry Analysis 2024*.

Page reference

College matters

- 4 Higher education pays
- 5 “Major” differences in salaries
- 6 More education, more job opportunities

College costs

- 7 Tuition inflation
- 8 Future four-year college costs
- 9 The community college option
- 10 Preparing for more than four years

Financial aid

- 11 Financial aid overview
- 12 Financial aid reality check
- 13 The facts about athletic scholarships
- 14 Important changes to federal financial aid rules
- 15 Federal financial aid eligibility
- 16 Estimating your Student Aid Index
- 17 Rising college debt

529 plan investing

- 18 The 529 plan advantage
- 19 Choose the right investing vehicle for higher education
- 20 Using 529 plans
- 21 Start early, save more
- 22 How much to invest
- 23 Tax-efficient investing
- 24 Making rollovers from 529 plans to Roth IRAs
- 25 Making the most of 529 plan gifts
- 26 Catching up on college investing
- 27 Keep college and retirement funds separate
- 28 Performance pays
- 29 Staying diversified over 18 years
- 30 Invest more, borrow less
- 31 What to consider when choosing a 529 plan

Appendix

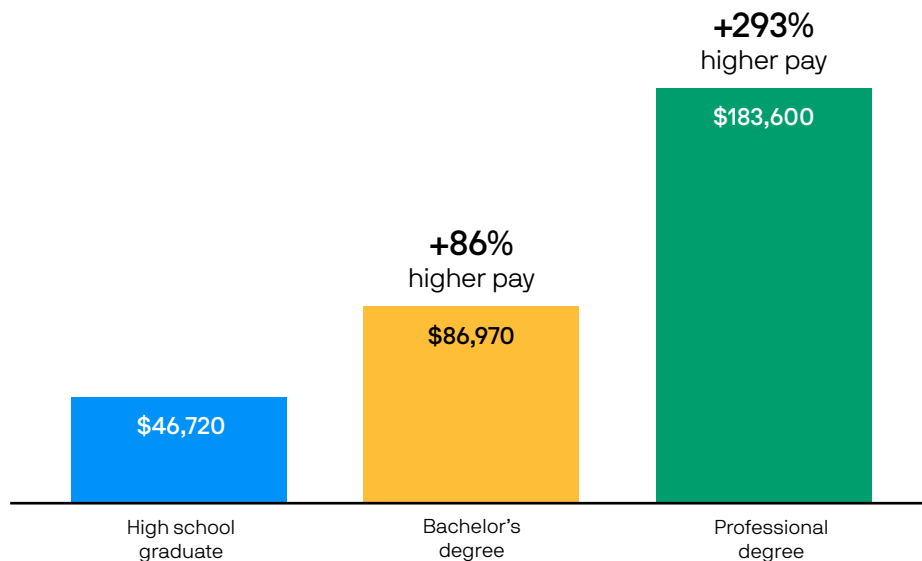
- 32 College preparation timeline
- 33 College endowments and financial aid
- 34 Financial aid and college planning websites
- 35 Sources of financial aid
- 36 Financial aid: Types of applications
- 37 Federal student aid: A sample of grant programs
- 38 Federal student aid: Loan programs
- 39 Comparing college planning vehicles
- 40 Other sources of college funding
- 41 College-related tax breaks
- 42 529 plans: State tax benefits
- 43 Index definitions and disclosures
- 44 Disclosures

Higher education pays

College matters

A college diploma opens the door to a lifetime of higher earnings.

Average annual earnings
by highest educational degree¹



**College pays
for itself**

\$40,250

Extra income for an average bachelor's degree holder in just one year, enough to **pay for three semesters** of current in-state public college costs²



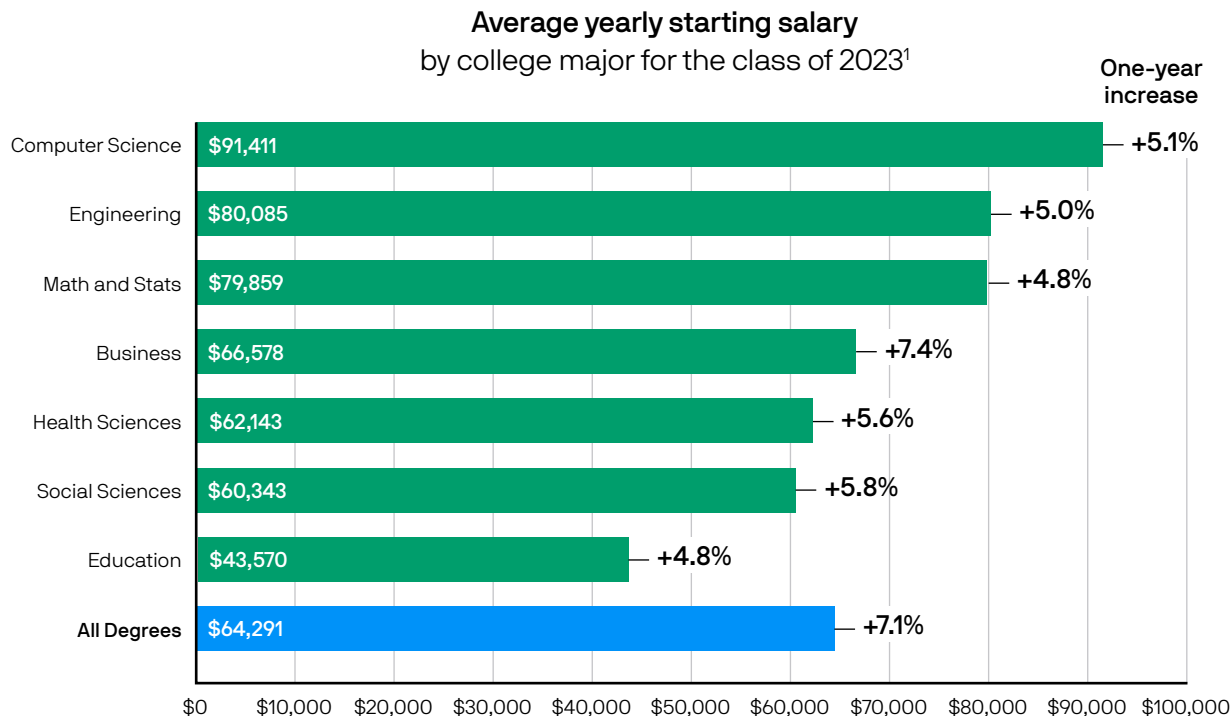
1. U.S. Census Bureau, Current Population Survey. Data for 2023 based on mean earnings for workers aged 18 and older.

2. College Board, *Trends in College Pricing and Student Aid 2024*. Based on average tuition, fees, and room and board at an in-state, four-year public university.

“Major” differences in salaries

College matters

Choice of college major has a significant impact on a graduate’s starting salary.



A key consideration

Weigh future job earnings against college costs when deciding which school to attend and how much to borrow.



60%

of families **don't** discuss starting salaries.²

1. National Association of Colleges and Employers (NACE), *Salary Survey*, Summer 2024. For bachelor's degree recipients.

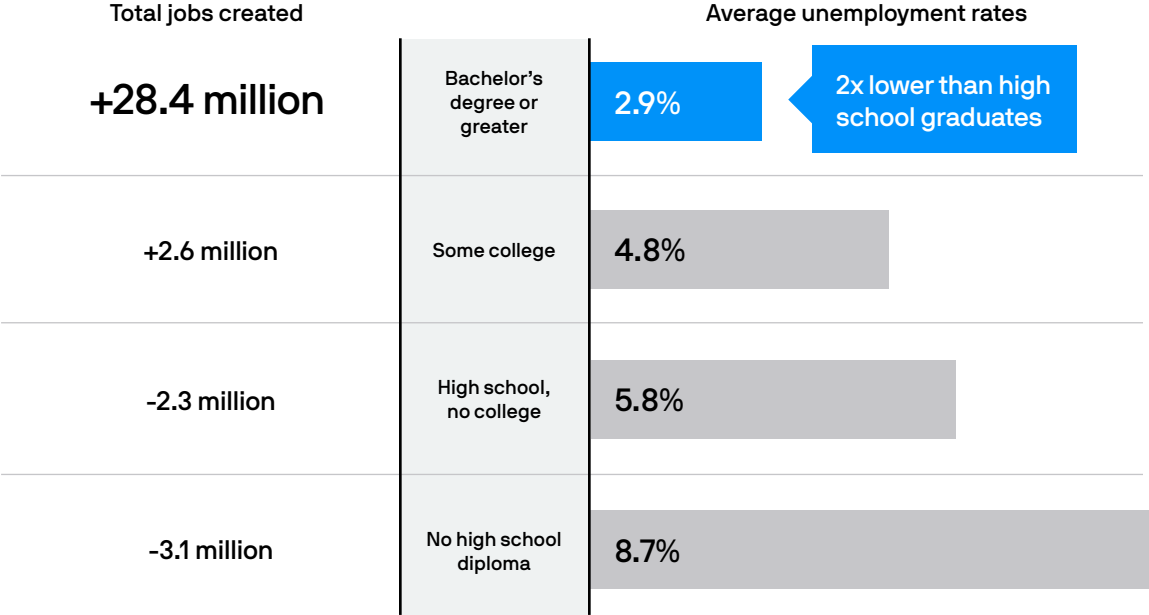
2. Sallie Mae, *How America Pays for College*, 2024.

More education, more job opportunities

College matters

College graduates are more likely to find — and keep — good jobs.

Employment landscape by education level since 2000



College is a must

70%

of all jobs now held by workers who attended college



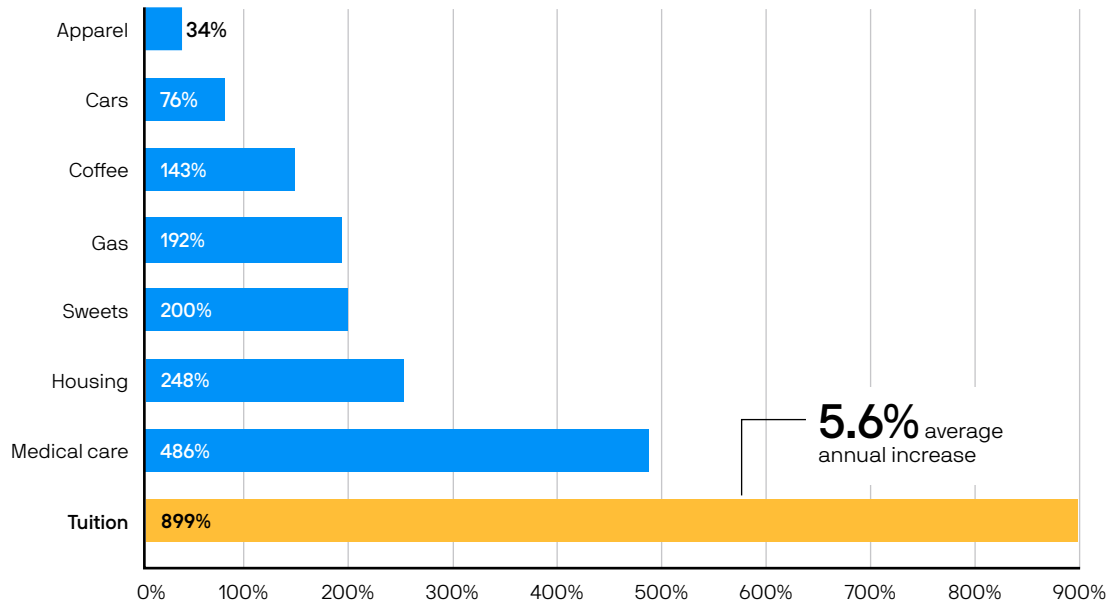
Source: U.S. Bureau of Labor Statistics. Data shown are for civilians aged 25 and older, from 1/1/2000 to 10/31/2024.

Tuition inflation

College costs

College tuition costs have increased much faster than any other household expense in recent decades.

College tuition vs. other expenses
Cumulative percentage price change since 1983



Why costs typically rise

- Colleges **spend more** to attract the best students.
- Colleges **hire more** faculty and administrative staff.
- Colleges **receive less financial support** from states.
- Colleges **pursue more international students** willing to pay higher prices.



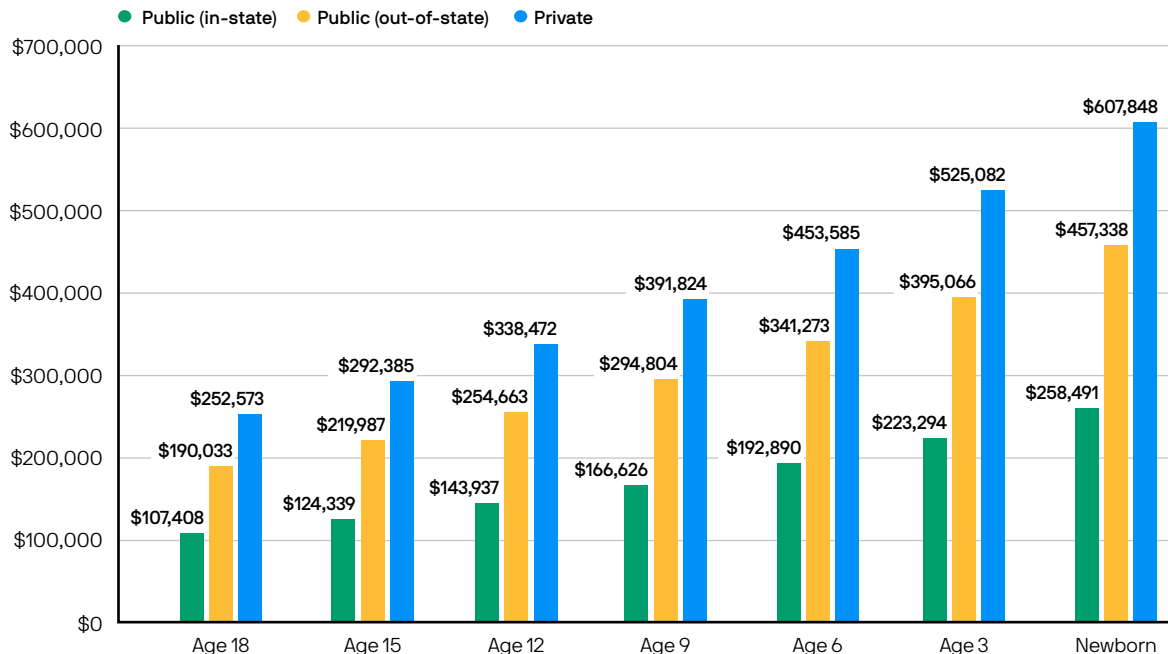
Source: BLS, Consumer Price Index, J.P. Morgan Asset Management. Data represent cumulative percentage price change from 12/31/82 to 12/31/24.

Future four-year college costs

College costs

The younger the child, the more college is likely to cost. Add up four years per child, and it equals one of a family's largest expenses.

Projected cost of a four-year college education based on child's current age



One-year costs for 2024-25



\$24,920
Public
(in-state)



\$44,090
Public
(out-of-state)



\$58,600
Private

Calculate costs for your child

Click [here](#) to estimate costs and monthly investments, or visit a college's online net price calculator.

Source: J.P. Morgan Asset Management, using College Board's *Trends in College Pricing and Student Aid 2024*. Future college costs estimated to inflate 5% per year, based on average tuition, fees, and room and board for 2024-25.

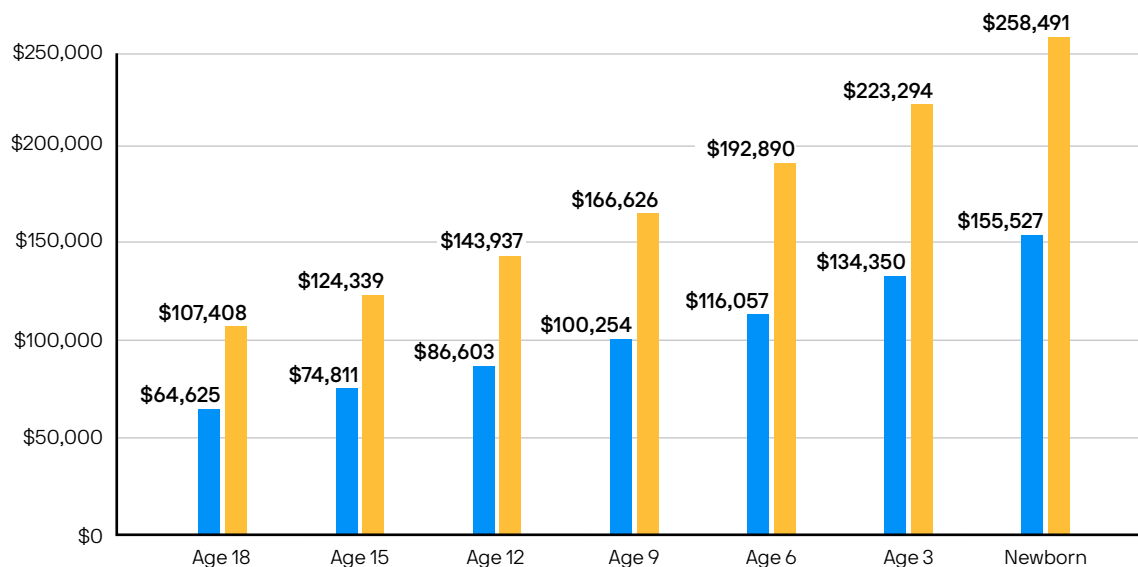
The community college option

College costs

Some students choose to attend two years of community college before transferring to four-year universities.

Projected four-year costs with and without community college based on child's current age

- Two years at community college/two years at four-year public college (in-state)
- Four years at four-year public college (in-state)



Save 40%

by attending two years of community college.

\$4,050

Average annual tuition and fees at community college



Source: J.P. Morgan Asset Management, using College Board's *Trends in College Pricing and Student Aid 2024*. Future college costs estimated to inflate 5% per year. Average tuition, fees, and room and board for public college reflect four-year, in-state charges. Community college costs are based on average tuition and fees for an in-district student.

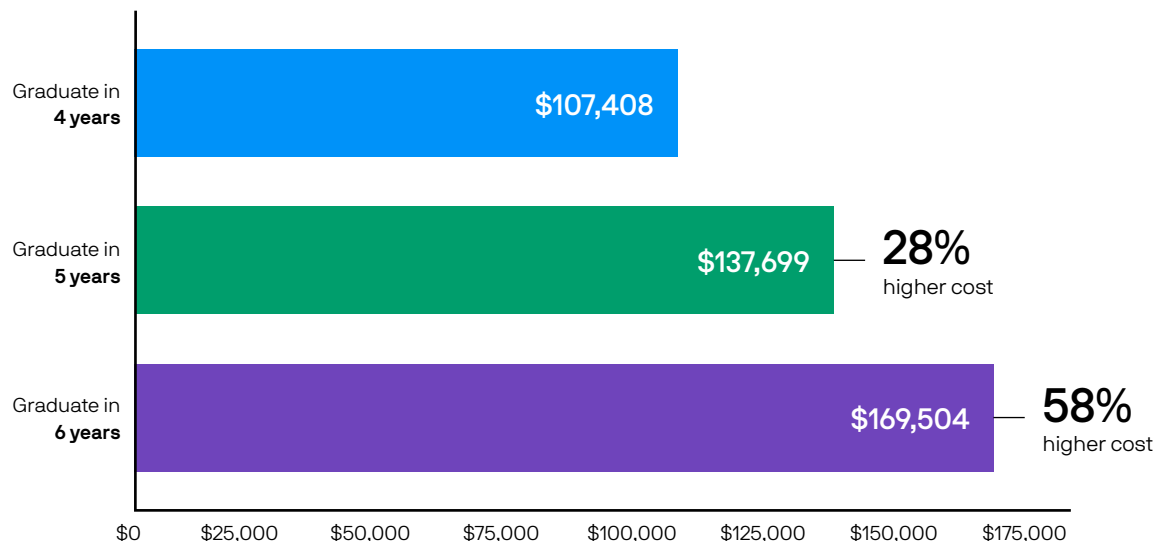
Preparing for more than four years

College costs

Most students take more than four years to earn degrees, which increases total college costs.

The high price of not graduating on time

Total projected in-state public college costs for first-year student¹



49%

graduate within 4 years.²

How to graduate faster

32%

high schoolers take AP exams to earn college credits.³

26%

take college courses while still in high school.³



1. J.P. Morgan Asset Management, using College Board's *Trends in College Pricing and Student Aid 2024*. Future college costs estimated to inflate 5% per year. Average tuition, fees, and room and board for public college reflect four-year, in-state charges.

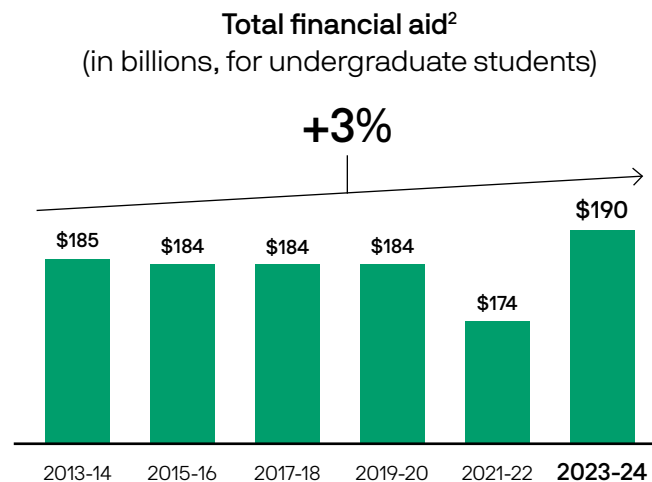
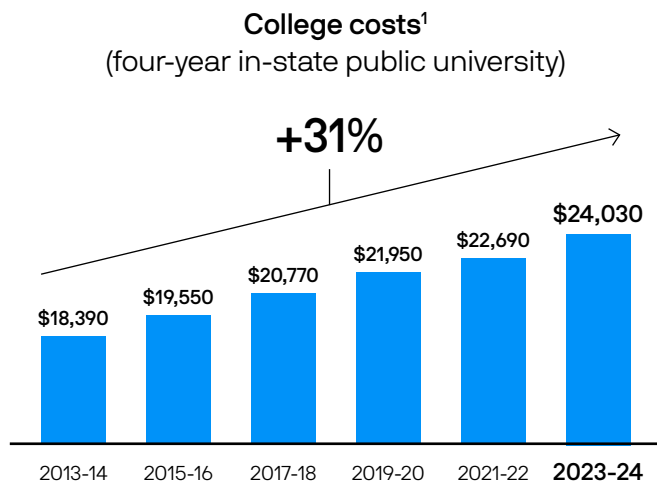
2. U.S. Department of Education, National Center for Education Statistics, Integrated Postsecondary Education Data System (IPEDS), as of January 2024. Data reflect graduation rates from first institution attended for first-time, full-time bachelor's degree-seeking students at four-year colleges.

3. AP tests – College Board, for high school class of 2023. Dual enrollment – National Student Clearinghouse Research Center, as measured by enrolled college students under age 18 for Spring 2023. Percentage of high school seniors based on estimates from National Center for Education Statistics.

Financial aid overview

Financial aid

College costs are rising much faster than financial aid — leaving families to pay more of the expenses.



Result: Families are paying more.

Families now **pay 48% of college costs from their income and investments**, up from 38% 11 years ago.³

1. College Board, *Trends in College Pricing*, 2013, 2015, 2017, 2019, 2021 and 2023. Based on average tuition, fees, and room and board at an in-state, four-year university.
2. College Board, *Trends in Student Aid*, 2014, 2016, 2018, 2020, 2022 and 2024. Includes federal, state, institutional and private grants as well as federal work-study, tax benefits, veterans' benefits and loans.
3. Sallie Mae, *How America Pays for College*, 2014 and 2024. Remaining college costs paid with loans, grants, scholarships and family gifts.

Financial aid reality check

Financial aid

Free grants and scholarships normally pay only a small portion of college costs, and many families don't qualify.

Grant reality 2023-24 (need-based)¹

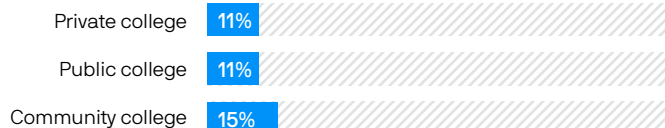


60% Percentage of families receiving grants

Average amount: \$5,361

▼ 10% since last year

Percentage of total costs paid by grants



Will we get a Federal Pell Grant?

It depends on your income, marital status and family size. Example: Two-parent households with two kids qualify for a full Pell Grant only if their income is \$52,500 or lower.²

Scholarship reality 2023-24 (merit-based)¹

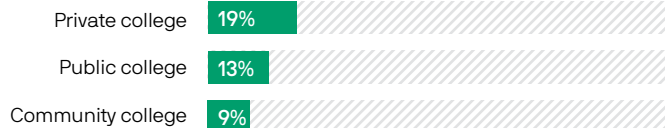


64% Percentage of families receiving scholarships

Average amount: \$6,596

▼ 16% since last year

Percentage of total costs paid by scholarships



1. Sallie Mae, *How America Pays for College*, 2023 and 2024.

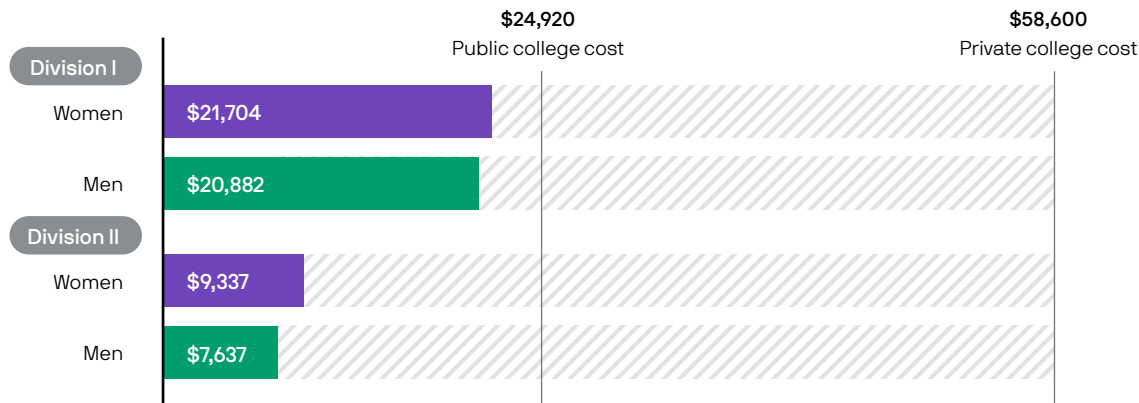
2. U.S. Department of Education, *2025-26 Student Aid Index (SAI) and Pell Grant Eligibility Guide*. For dependent, full-time students, based on 2023 federal poverty guidelines for the 48 contiguous states. Families may also qualify for maximum Federal Pell Grants based on other criteria.

The facts about athletic scholarships

Financial aid

Athletic scholarships usually cover only some college costs — and only for the select few who receive them.

Average athletic scholarships (all sports)¹



Don't count on it

Only about

2%

of high school athletes receive scholarships to play college sports.²

Full-ride scholarships are available only for these Division I sports³:



1. ScholarshipStats.com, based on 2019-20 data with 3% annual increases through 2024-25. College costs are based on average tuition, fees, and room and board, using College Board's *Trends in College Pricing and Student Aid 2024*. Public college reflects in-state charges.

2. National Collegiate Athletic Association, *Guide for the College-Bound Student-Athlete 2024-25*.

3. National Collegiate Athletic Association.

Key rules in effect for the 2025-26 school year and beyond

+ Rule changes that could *increase* aid



529 education plans

- Withdrawals from accounts owned by grandparents and other non-parents no longer reported as student income
- Only accounts in student's name reported as parental assets (previously had to include siblings)



Income and asset reporting

- Pre-tax contributions to employer retirement plans, worker's compensation benefits and other income sources not reported
- Child support received treated more favorably as an asset instead of income
- More income excluded from eligibility formula



Other changes

- Expanded Federal Pell Grant eligibility for lower-income families
- More opportunities to appeal a college's financial aid decision

— Rule changes that could *decrease* aid



Families with multiple college students

Expected to pay more for each child enrolled (family contribution previously divided by number of college students to increase aid eligibility)



Small business owners and farmers

Must report net worth of business or farm regardless of size (previously only if 100+ employees)



Divorced or separated parents

- Parents providing the most financial support to students must apply, using their income and investments
- No income reduction for child support paid



Residents of high-tax states

No income reduction for state taxes paid

New federal financial aid rules originally took effect with the 2024-25 school year and are subject to change. Please consult your financial professional for more information.

Federal financial aid eligibility

Financial aid

The Department of Education calculates the Student Aid Index (SAI) used to determine your financial aid eligibility.

$$\text{Total college costs each year} - \text{Student Aid Index (SAI)} = \text{Financial aid eligibility}$$

When to apply

Apply as early as **October 1** of the year before college; **must apply** each year in college.

How SAI is calculated¹

A family's **annual income**, including the student's, **counts far more in the formula than savings and investments**.

For each school year you apply, SAI is based on **income from two years earlier**.

Parents		Students		=	Total SAI
Income	Assets	Income	Assets		
22%–47% of adjusted available income above protected amount ²	Up to 5.64% of non-retirement assets above protected amount, including 529 plans, investments and savings ²	50% of income above protected amount of \$11,510	20% of all assets in bank accounts, CDs, UGMA's/UTMA's and any other savings		SAI is not the amount your family will pay for college or get in federal aid. It's a number used to calculate how much aid a student is eligible to receive. Families may pay more than their SAI.
+					
Grandparents/Others					
0% of income and assets considered in federal financial aid formula, including 529 plan account balances and withdrawals					

1. Based on federal methodology for 2025-26 school year. Federal financial aid rules are subject to change. Please consult your financial professional for more information. To learn more about how SAI is calculated, click [here](#).
2. Protected amount for parental income is based on household size. Protected amount for parental assets is based on age and marital status and excludes primary residence and retirement accounts.

Estimating your Student Aid Index

Financial aid

Use this chart to estimate your Student Aid Index, the number used to determine federal financial aid eligibility.

Income has a much bigger impact than assets.

Annual Student Aid Index (SAI) Examples based on income and assets¹

Assets (excluding primary residence and retirement accounts)

		\$0	\$25,000	\$50,000	\$100,000	\$150,000	\$200,000	\$250,000	\$300,000
Combined income	\$50,000	-\$1,061	-\$401	\$0	\$0	\$0	\$0	\$0	\$0
	\$75,000	\$3,359	\$4,019	\$4,679	\$6,200	\$8,003	\$10,149	\$12,715	\$15,535
	\$100,000	\$8,713	\$9,785	\$10,985	\$13,696	\$16,516	\$19,336	\$22,156	\$24,976
	\$125,000	\$17,128	\$18,538	\$19,948	\$22,768	\$25,588	\$28,408	\$31,228	\$34,048
	\$150,000	\$25,395	\$26,805	\$28,215	\$31,035	\$33,855	\$36,675	\$39,495	\$42,315
	\$175,000	\$33,661	\$35,071	\$36,481	\$39,301	\$42,121	\$44,941	\$47,761	\$50,581
	\$200,000	\$41,927	\$43,337	\$44,747	\$47,567	\$50,387	\$53,207	\$56,027	\$58,847
	\$225,000	\$50,131	\$51,541	\$52,951	\$55,771	\$58,591	\$61,411	\$64,231	\$67,051
	\$250,000	\$58,163	\$59,573	\$60,983	\$63,803	\$66,623	\$69,443	\$72,263	\$75,083

Example: If you earn \$150,000 in income and have \$0 in assets, your estimated SAI is **\$25,395** — more than one year of public college costs.²

Calculate your personal SAI

Use the U.S. Dept. of Education's [online calculator](#) to get an estimate.




1. J.P. Morgan Asset Management and studentaid.gov. Based on two-parent household with two children, all are residents of New York. Assumes no income or assets for each dependent. Protected amounts for parental assets vary based on age and marital status. These are estimates provided for illustrative purposes only, and they may not be representative of your personal situation and circumstances.
2. J.P. Morgan Asset Management, using College Board's *Trends in College Pricing and Student Aid 2024*. Average tuition, fees, and room and board for public college reflect four-year, in-state charges.

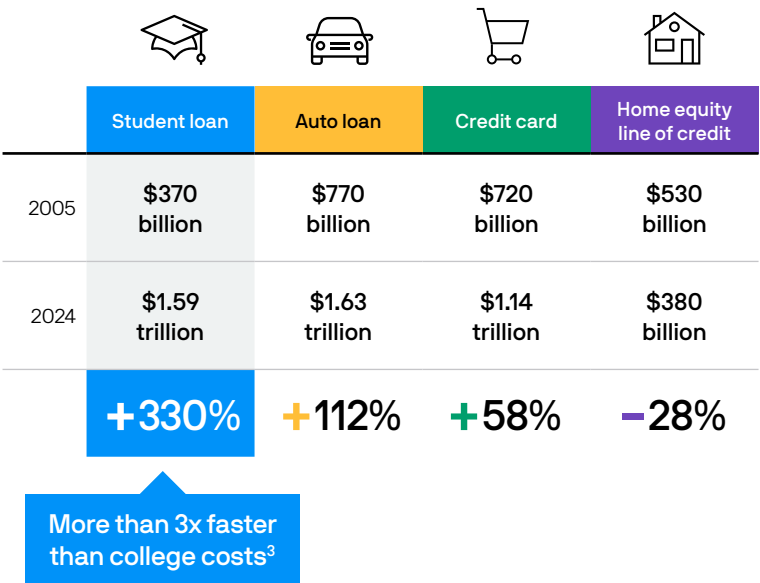
Rising college debt

Families that don't invest enough for college often have no other choice than to borrow.

Average outstanding college loan balances¹



Debt balances, 2005 vs. 2024
by type of consumer loan, excluding mortgages²



A heavy burden

97% of recent graduates with college debt have **delayed or abandoned life milestones** like buying homes or having children.⁴



1. U.S. Department of Education, National Student Loan Data System. Data as of Q2 2024 for federal Stafford and parent PLUS loans.
2. Federal Reserve Bank of New York, *Household Debt and Credit Report*, Q2 2024.
3. College Board, *Trends in College Pricing*, 2005 and 2024. Based on average tuition, fees, and room and board at an in-state, four-year public university.
4. MarketWatch Guides, May 2024 survey of Americans who graduated college between 2015 and 2024.

The 529 plan advantage

529 plan investing



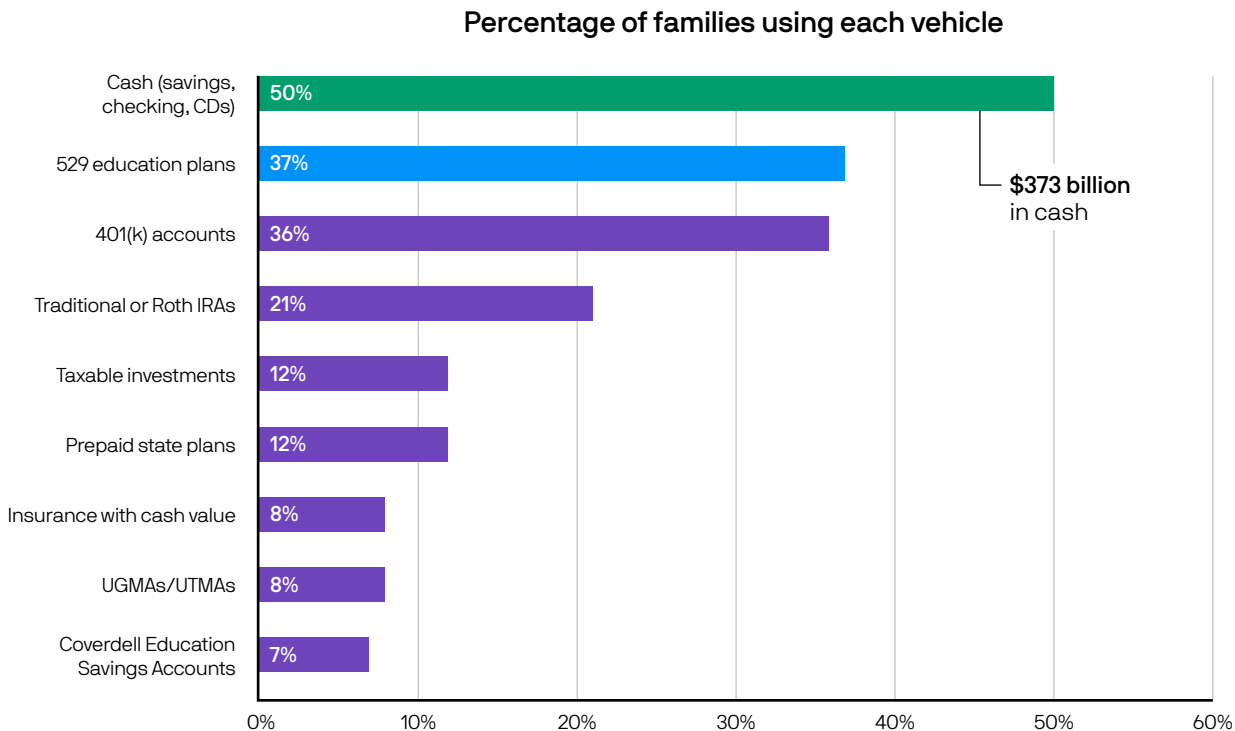
Tax-advantaged investing	Estate planning benefits	Control and flexibility	Accessible and affordable
<ul style="list-style-type: none"> • Tax-deferred compounding of contributions and earnings • Tax-free withdrawals for qualified education expenses¹ • Tax-deductible contributions in some states 	<ul style="list-style-type: none"> • Contributions and investment gains removed from taxable estate • Option to make five years of tax-free gifts in a single year — up to \$190,000 per beneficiary from married couples filing jointly and \$95,000 from individuals² • Only completed gift that can be revoked under current laws 	<ul style="list-style-type: none"> • Account owner retains full control over assets • Can change beneficiaries to other eligible family members • Covers any qualified expense at accredited U.S. and foreign colleges, trade schools, and apprenticeship programs³ • Option to make tax-free rollovers to Roth IRAs⁴ • Minimal impact on financial aid eligibility 	<ul style="list-style-type: none"> • No income limits on contributors • No age limits on beneficiaries or contributors • No mandatory withdrawals at any age • Very low investment minimums make it easy to get started • High contribution limits, often \$400,000 or more per beneficiary⁵

1. Earnings on non-qualified withdrawals may be subject to federal income tax and a 10% federal penalty tax, as well as state and local income taxes. New York State tax deductions may be subject to recapture in certain additional circumstances, such as rollovers to another state's 529 plan and withdrawals used to pay elementary or secondary school tuition, as described in the Disclosure Booklet and Tuition Savings Agreement. State tax benefits for non-resident New York taxpayers may vary. Tax and other benefits are contingent on meeting other requirements. Please consult your tax professional about your particular situation.
2. No additional gifts can be made to the same beneficiary over a five-year period. If the donor does not survive the five years, a portion of the gift is returned to the taxable estate.
3. To search for accredited schools, visit <https://studentaid.gov/fafsa-app/FSCsearch>.
4. Tax- and penalty-free rollovers are subject to certain requirements and limitations. See [page 24](#) for details. State tax treatment of Roth IRA rollovers may vary by 529 plan. Please consult your financial or tax professional for more information.
5. The Program Administrators of New York's 529 Advisor-Guided College Savings Program impose a maximum aggregate balance of all accounts for a single beneficiary in qualified tuition programs sponsored by the State of New York, which limits the amount of contributions that may be made for any one beneficiary, as required by Section 529 of the Internal Revenue Code. The current maximum account balance is \$520,000.

Choose the right investing vehicle for higher education

529 plan investing

Many families use cash, retirement and taxable accounts instead of tax-advantaged 529 plans designed especially for education.



Missed opportunities

\$1.5 trillion

Education savings held outside tax-advantaged 529 plans

30%

Families not saving for college











Source: ISS Market Intelligence, 529 Industry Analysis 2024.

Using 529 plans

529 plan investing

A flexible 529 plan can be used to pay for a wide range of education expenses — and beyond.

Pay for post-secondary education ¹	Pay other education expenses ¹
<div> Tuition and fees</div> <div> Room and board</div> <div> Books and supplies</div> <div> Computers and related equipment</div> <div> Apprenticeship programs³</div> <div><p><i>Includes community colleges, four-year universities, graduate schools and vocational/trade schools</i></p></div>	<div> Education loan payments</div> <div> Special needs services</div> <div> K-12 tuition³</div>

529 plan rules vary by state

Check with your plan to see if any uses are considered non-qualified for state tax purposes.



How to keep extra 529 funds in your family

- Change account beneficiary to another eligible family member
- Withdraw amounts equal to scholarships received²
- Make tax-free rollovers to Roth IRAs³

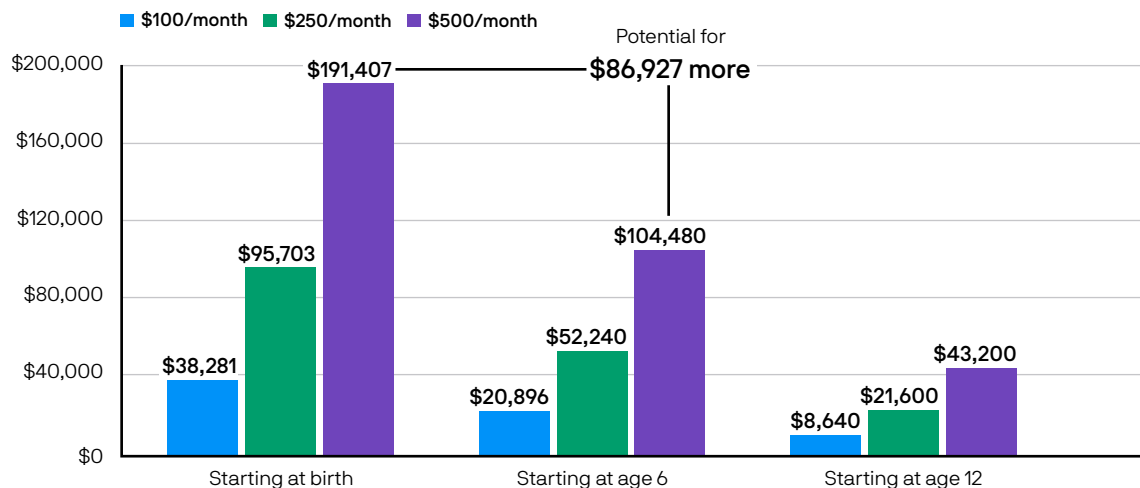
1. Earnings on non-qualified withdrawals may be subject to federal income tax and a 10% federal penalty tax, as well as state and local income taxes. New York State tax deductions may be subject to recapture in certain additional circumstances, such as rollovers to another state's 529 plan and withdrawals used to pay elementary or secondary school tuition, as described in the Disclosure Booklet and Tuition Savings Agreement. State tax benefits for non-resident New York taxpayers may vary. Tax and other benefits are contingent on meeting other requirements. Please consult your tax professional about your particular situation.
2. The 10% federal penalty tax is waived, but investment earnings withdrawn are subject to federal income tax as well as any applicable state and local income taxes.
3. Tax- and penalty-free rollovers, K-12 tuition and Apprenticeship programs are subject to certain requirements and limitations and State tax treatment can vary by 529 plan. See [page 24](#) for additional details on Roth IRA rollovers. Please consult your financial or tax professional for more information.

Start early, save more

529 plan investing

The sooner you start investing, the more time you have to grow your college fund through the power of long-term compounding.

Small monthly contributions add up over time
Total amounts accumulated at different starting ages¹



Put college investing on autopilot

Three-quarters of 529 plan users make automatic contributions from bank accounts or paychecks.²



1. J.P. Morgan Asset Management. This hypothetical example illustrates the future values at age 18 of different regular monthly investments for different time periods. Chart also assumes an annual investment return of 6%, compounded monthly. Actual rate-of-return is not guaranteed. Investment losses could affect the relative tax-deferred investing advantage. This hypothetical illustration is not indicative of any specific investment and does not reflect the impact of fees or expenses, for example, Federal or State penalties for non-qualified expenses. Such costs would lower performance. Each investor should consider his or her current and anticipated investment horizon and income tax bracket when making an investment decision, as the illustration may not reflect these factors. A plan of regular investment cannot ensure a profit or protect against a loss in a declining market. This chart is shown for illustrative purposes only. Past performance is no guarantee of future results.

2. ISS Market Intelligence, *529 Industry Analysis 2024*.

How much to invest

529 plan investing

See how much you should be investing each month, based on a child's age and your college funding plans.

Monthly investment to pay your share of college costs

Child's age when investments start	Public college (in-state)				Private college			
	Total 4-year cost	Monthly investment to pay:			Total 4-year cost	Monthly investment to pay:		
		100%	75%	50%		100%	75%	50%
Newborn	\$258,491	\$675	\$506	\$338	\$607,848	\$1,588	\$1,191	\$794
Age 3	\$223,294	\$774	\$581	\$387	\$525,082	\$1,821	\$1,366	\$911
Age 6	\$192,890	\$923	\$692	\$462	\$453,585	\$2,171	\$1,628	\$1,085
Age 9	\$166,626	\$1,171	\$878	\$585	\$391,824	\$2,753	\$2,065	\$1,376
Age 12	\$143,937	\$1,666	\$1,249	\$833	\$338,472	\$3,918	\$2,938	\$1,959
Age 15	\$124,339	\$3,153	\$2,365	\$1,577	\$292,385	\$7,415	\$5,561	\$3,707

Set your investment goal

with our [college planning calculator](#).

Never miss a monthly 529 contribution

Go [online](#) to easily set up automatic transfers from a bank account.



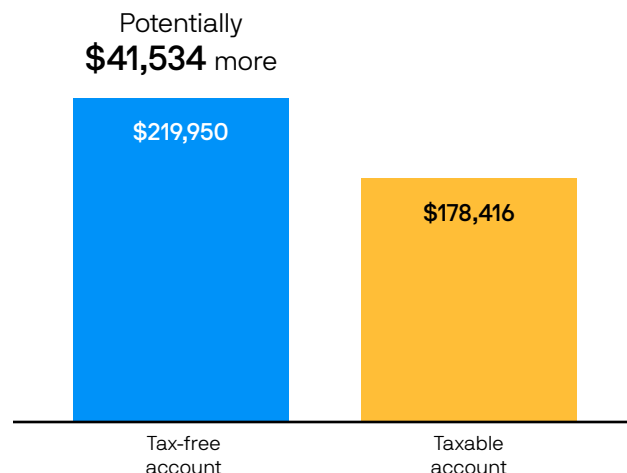
Source: J.P. Morgan Asset Management. Based on average tuition, fees, and room and board costs for 2024-25 school year, College Board's *Trends in College Pricing and Student Aid 2024*. Costs estimated to inflate 5% per year. This hypothetical example illustrates the future values of different regular monthly investments for different time periods, assuming an annual investment return of 6%, compounded monthly. Actual rate-of-return is not guaranteed. This hypothetical example does not represent the performance of any particular investment. Different assumptions will result in outcomes different from this example. Your results may be more or less than the figures shown. These figures do not reflect the impact of fees or expenses that would be paid by a 529 plan participant. Such costs would lower performance. A plan of regular investment cannot ensure a profit or protect against a loss in a declining market.

Tax-efficient investing

529 plan investing

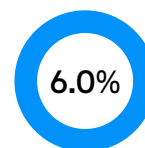
Growth of \$10,000 initial investment and \$500 monthly contributions over 18 years

Tax-free account vs. taxable account¹

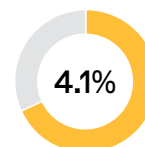


After-tax return on 6% investment gain¹

Tax-free account



Taxable account



State tax benefits

Many 529 plans offer state tax benefits in addition to federal tax-free investing.² See [page 42](#) for more information.



1. J.P. Morgan Asset Management. Illustration assumes an initial \$10,000 investment and monthly investments of \$500 for 18 years. Chart also assumes an annual investment return of 6%, compounded monthly, and a federal tax rate of 32%. Actual rate-of-return is not guaranteed. Investment losses could affect the relative tax-deferred investing advantage. This hypothetical illustration is not indicative of any specific investment and does not reflect the impact of fees or expenses, for example, Federal or State penalties for non-qualified expenses. Tax rates on capital gains and dividends can affect the Taxable account's return. Each investor should consider his or her current and anticipated investment horizon and income tax bracket when making an investment decision, as the illustration may not reflect these factors. These figures do not reflect any management fees or expenses that would be paid by a 529 plan participant. Such costs would lower performance. This chart is shown for illustrative purposes only. Past performance is no guarantee of future results.

2. Earnings on non-qualified withdrawals may be subject to federal income tax and a 10% federal penalty tax, as well as state and local income taxes.

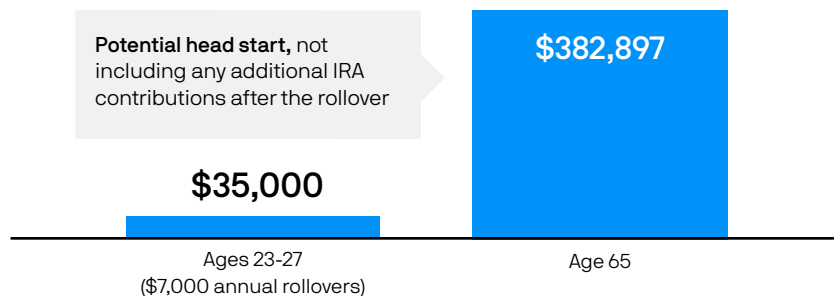
Making rollovers from 529 plans to Roth IRAs

529 plan investing

Moving extra money to Roth IRAs extends tax benefits beyond college while easing concerns about overfunding 529 accounts.

Giving college graduates a head start on retirement savings

Growth of \$35,000 rollover from 529 plan to Roth IRA



Consult your financial or tax professional

Qualified rollovers are free from federal taxes and penalties, but each state sets its own 529 plan rules.



Questions about 529-to-Roth rollovers

Who is eligible?

- No income limits
- Roth IRA must be in same name as 529 beneficiary
- Beneficiary's annual job earnings must equal or exceed rollover amount

How much can be rolled over?

- \$7,000 annual maximum per beneficiary (\$8,000 if age 50 or older)
- \$35,000 lifetime maximum per beneficiary

When can rollovers occur?

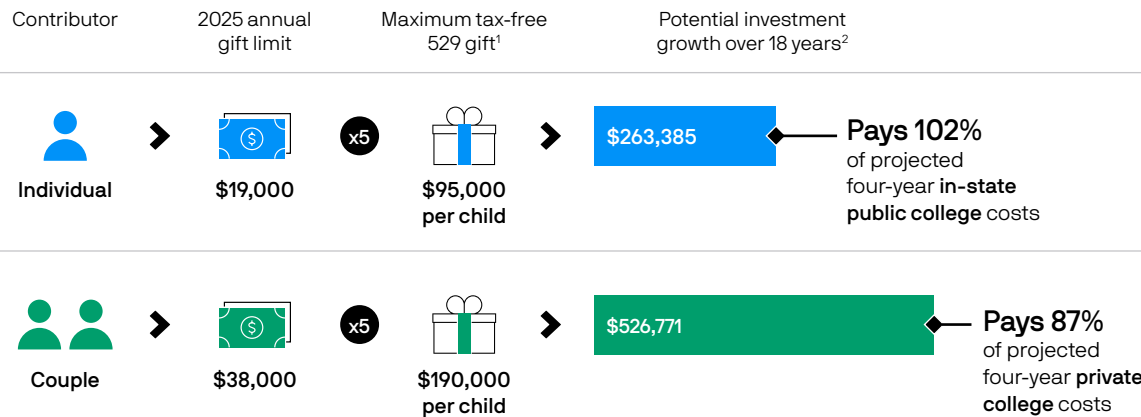
- 15+ years after 529 account opened
- Can't include 529 contributions or investment earnings within five years of rollover

Source: J.P. Morgan Asset Management. Chart assumes \$7,000 annual rollovers with 6% annual returns, compounded monthly, which grow to \$41,827 after five years. For illustrative purposes only. Earnings on non-qualified withdrawals may be subject to federal income tax and a 10% federal penalty tax, as well as state and local income taxes. New York State tax deductions may be subject to recapture in certain additional circumstances, such as rollovers to another state's 529 plan and withdrawals used to pay elementary or secondary school tuition, as described in the Disclosure Booklet and Tuition Savings Agreement. State tax benefits for non-resident New York taxpayers may vary. Tax and other benefits are contingent on meeting other requirements. Please consult your tax professional about your particular situation.

Making the most of 529 plan gifts

Only 529 plans allow five years of tax-free gifts in one year to help families meet college costs and manage estate taxes.

One gift at birth may pay all or most four-year college costs



All 529 plan gifts and investment gains are removed from the contributor's taxable estate – without losing control.



1. No additional gifts can be made to the same beneficiary over a five-year period. If the donor does not survive the five years, a portion of the gift is returned to the taxable estate.

2. J.P. Morgan Asset Management. Illustration assumes an annual investment return of 6%, compounded monthly. Actual rate-of-return is not guaranteed. It also assumes the gift was made January 1 of the year of birth and college starts at age 18. This example does not represent the performance of any particular investment. Different assumptions will result in outcomes different from this example. Your results may be more or less than the figures shown. Investment losses could affect the relative tax-deferred investing advantage. Each investor should consider his or her current and anticipated investment horizon and income tax bracket when making an investment decision, as the illustration may not reflect these factors. These figures do not reflect any management fees or expenses that would be paid by a 529 plan participant. Such costs would lower performance. Average projected four-year college costs are based on College Board's *Trends in College Pricing and Student Aid 2024*, assuming 5% annual inflation. This chart is shown for illustrative purposes only. Past performance is no guarantee of future results.

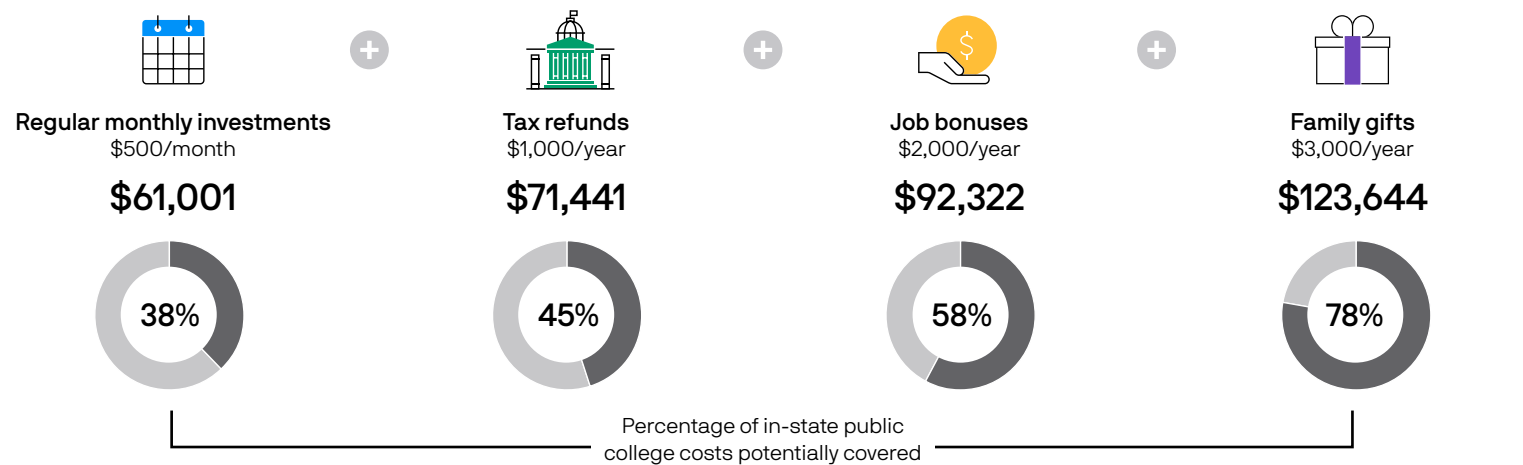
Catching up on college investing

529 plan investing

By funding 529 plans with manageable amounts from multiple sources, late starters may still have time to achieve their goals.

Combining monthly investments with other sources of college savings

Example: Getting started for a 10-year-old



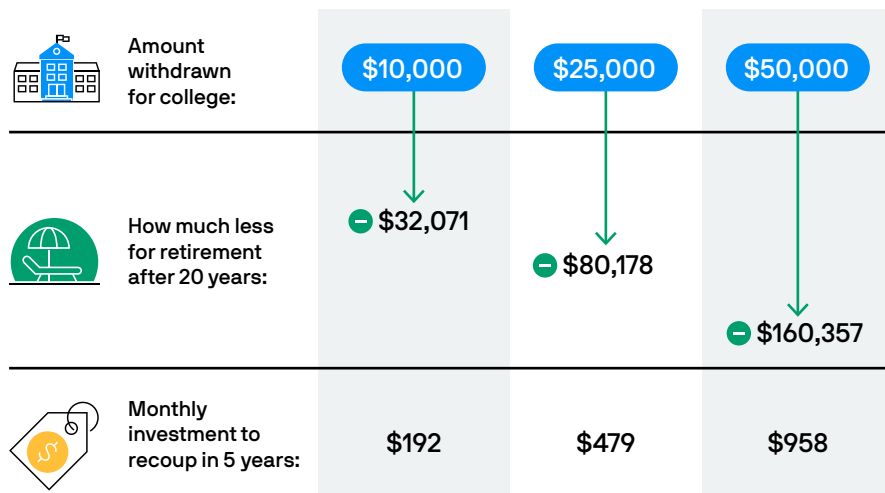
Source: J.P. Morgan Asset Management. This hypothetical illustration assumes an annual investment return of 6%, compounded monthly. Actual rate-of-return is not guaranteed. Investment losses could affect the relative tax-deferred investing advantage. Each investor should consider his or her current and anticipated investment horizon and income tax bracket when making an investment decision, as the illustration may not reflect these factors. All savings sources combined reflect \$500 monthly investments, plus \$6,000 in combined annual tax refunds, bonuses and family gifts. Projected four-year college costs are based on College Board's *Trends in College Pricing and Student Aid 2024*, assuming 5% annual inflation. Projected college costs for this example are \$158,691, which includes average tuition, fees, and room and board at an in-state public college. Different assumptions will result in outcomes different from this example. Your results may be more or less than the figures shown. This example does not represent the performance of any specific investment and does not reflect any management fees or expenses that would be paid by a 529 plan participant. These costs would lower performance. This chart is shown for illustrative purposes only. Past performance is no guarantee of future results.

Keep college and retirement funds separate

529 plan investing

Every dollar used for college can mean several less for retirement, due to years of lost investment earnings and compounding.

How college withdrawals can jeopardize retirement security¹



Retirement accounts may also be reduced by:

- **Potential taxes** due on amount withdrawn²
- **Potential 10% penalty** if under age 59½²

Why 529 plans make more sense

- Special tax benefits not available in retirement accounts
- Greater flexibility in paying education costs
- Higher contribution limits
- Unique gift giving and estate planning opportunities

1. J.P. Morgan Asset Management. This illustration assumes that assets would have remained in a tax-advantaged retirement account instead of being withdrawn for college, earning 6% annual investment returns for 20 years, compounded monthly. Actual rate-of-return is not guaranteed. This example does not represent the performance of any particular investment. Different assumptions will result in outcomes different from this example. Your results may be more or less than the figures shown. Investment losses could affect the relative tax-deferred investing advantage. Each investor should consider his or her current and anticipated investment horizon and income tax bracket when making an investment decision, as the illustration may not reflect these factors. These figures do not reflect any management fees or expenses. Such costs would lower performance. Monthly investment to recoup reflects amount needed to equal college withdrawal and lost investment earnings over five years, assuming 6% annual investment returns, compounded monthly. Shown for illustrative purposes only. Past performance is no guarantee of future results.
2. Distributions from certain retirement accounts, including IRAs, may not be subject to the 10% penalty tax if used for qualified higher education expenses. Income taxes may be due on withdrawals if certain requirements are not met. Refer to IRS Publication 970 or consult your tax professional regarding your personal circumstances.

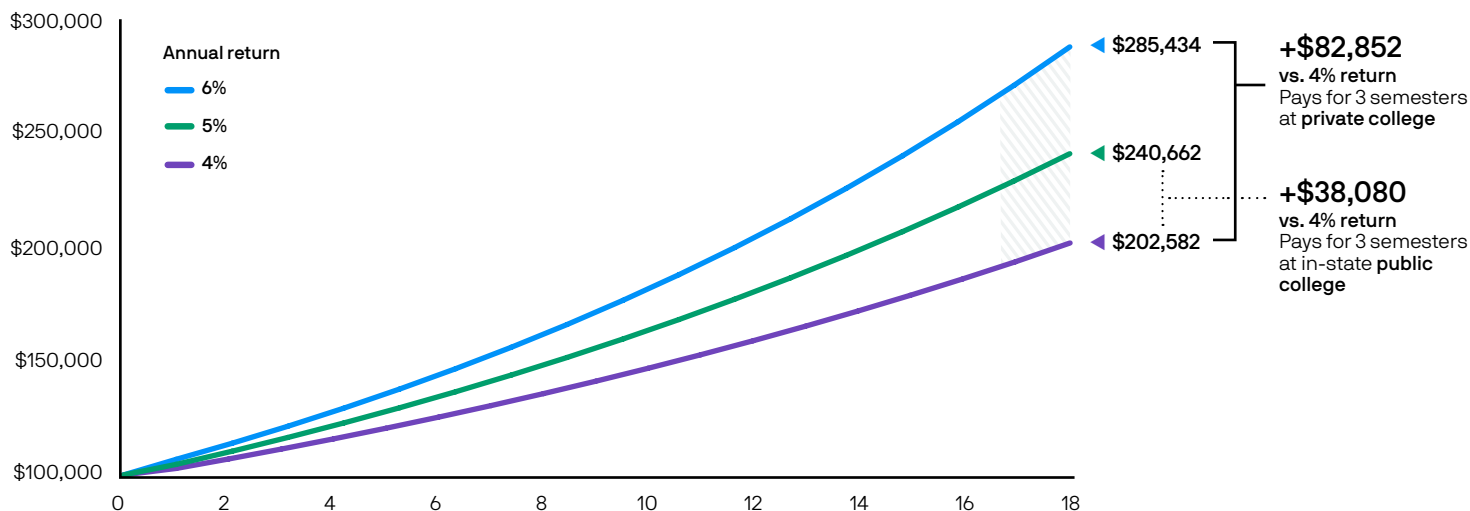
Performance pays

529 plan investing

Even small increases in investment returns can make a big difference when it comes time to pay for college.

Small increases in returns, big impact on college funds

Potential growth of \$100,000 investment over 18 years



Source: J.P. Morgan Asset Management, using College Board's *Trends in College Pricing and Student Aid 2024*. This hypothetical illustration assumes an investment of \$100,000 over an 18-year period, with returns compounded monthly. Actual rate-of-return is not guaranteed. Different assumptions will result in outcomes different from this example. Investment losses could affect the relative tax-deferred investing advantage. This hypothetical illustration is not indicative of any specific investment and does not reflect the impact of fees or expenses, for example, Federal or State penalties for non-qualified expenses. Such costs would lower performance. Each investor should consider his or her current and anticipated investment horizon and income tax bracket when making an investment decision.

Staying diversified over 18 years

529 plan investing

Compare the best, worst and average annual returns for different investments over rolling 18-year periods.

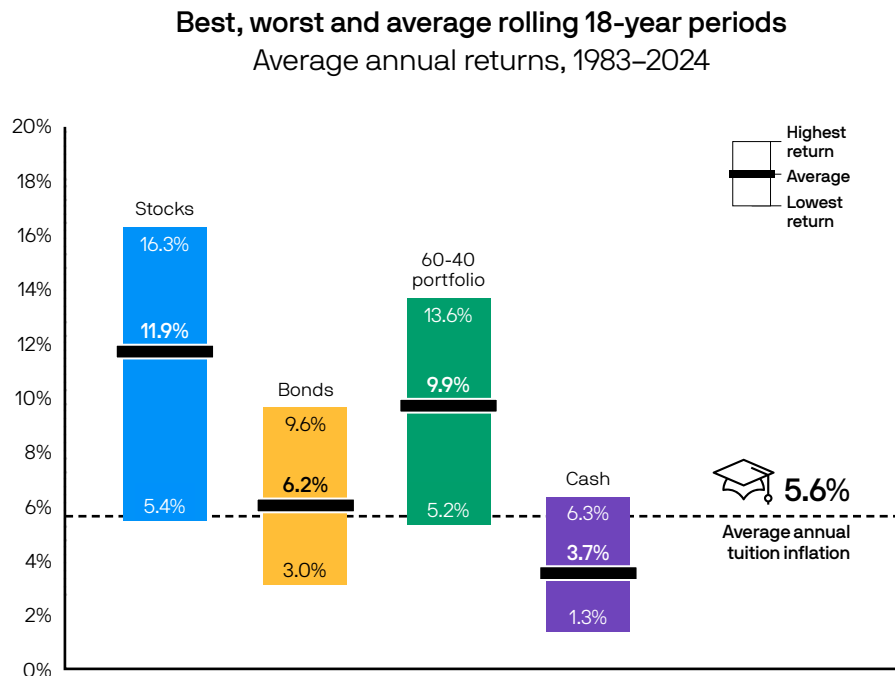


Chart highlights

- Average returns for both stocks and bonds **outpaced tuition inflation**.
- The diversified portfolio delivered **higher returns** than bonds, with **lower volatility** than stocks.
- Average returns for short-term **cash did not keep pace** with tuition inflation.



Source: Barclays Capital, FactSet, Robert Shiller, Strategas/Ibbotson, Federal Reserve, BLS, J.P. Morgan Asset Management. Rolling returns shown are based on calendar-year returns from 1983 through 2024. Stocks are represented by S&P 500 Index, bonds by Bloomberg Barclays U.S. Aggregate Index and cash by Bloomberg Barclays U.S. Treasury Billwethers 3M Index. Data are as of 12/31/24. Past performance is not indicative of future results. Diversification does not guarantee investment returns and does not eliminate the risk of loss.

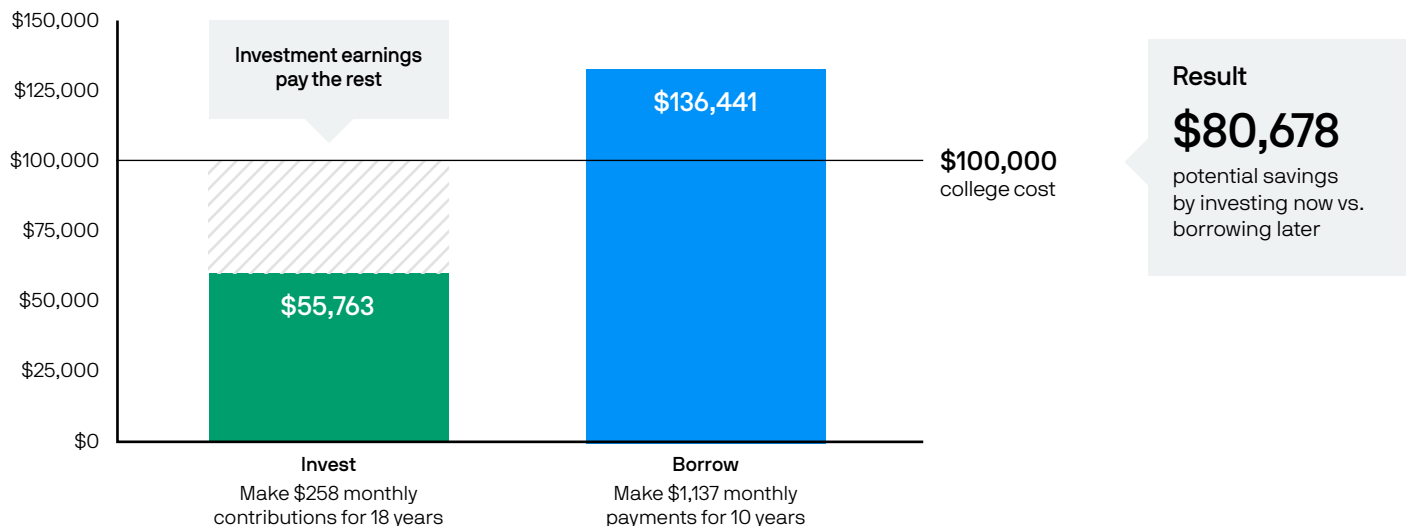
Invest more, borrow less

529 plan investing

College costs less when you earn interest and other investment returns instead of paying interest on loans.

Cost of investing vs. cost of borrowing

Example: Paying \$100,000 for college



Source: J.P. Morgan Asset Management. Illustration assumes a college cost of \$100,000. In one scenario, \$258 monthly investments are made over an 18-year period. In the other, the entire \$100,000 is borrowed. Investing illustration assumes an annual investment return of 6%, compounded monthly. Actual rate-of-return is not guaranteed. Investment losses could affect the relative tax-deferred investing advantage. This hypothetical illustration is not indicative of any specific investment and does not reflect the impact of fees or expenses, for example, Federal or State penalties for non-qualified expenses. Each investor should consider his or her current and anticipated investment horizon and income tax bracket when making an investment decision, as the illustration may not reflect these factors. These figures do not reflect any management fees or expenses that would be paid by a 529 plan participant. Such costs would lower performance. Borrowing illustration assumes an interest rate of 6.53% and a repayment period of 10 years. This chart is shown for illustrative purposes only. Past performance is no guarantee of future results.

What to consider when choosing a 529 plan






529 plan investing



State benefits	Investment choices	Investment managers	Investor resources
<p>Compare home state plan vs. out-of-state plans:</p> <ul style="list-style-type: none">• Tax deductions/credits, matching funds, scholarships• Tax treatment of withdrawals• Minimum/maximum contributions	<ul style="list-style-type: none">• Variety of options• Level of diversification• Individual portfolio holdings – ETFs/mutual funds, active/passive• Historical performance• Investment fees and sales charges	<ul style="list-style-type: none">• Experience, reputation and capabilities• Investment philosophy• Investment universe and screening/selection process• Ongoing portfolio oversight and adjustments	<ul style="list-style-type: none">• Cash-back rewards and e-gifting programs• College planning insights and investor education• Quality of plan website and phone support• Access to a financial planning professional for guidance and assistance

College preparation timeline

Planning in advance and filing early for financial aid may help students get into their preferred colleges.

	September–November	December–February	March–May	June–August
High school junior	<ul style="list-style-type: none"> Begin researching colleges Take PSAT/SAT/ACT 	<ul style="list-style-type: none"> Begin to formulate college list Retake SAT/ACT or continue test preparation Schedule college visits 	<ul style="list-style-type: none"> Retake SAT/ACT (if needed) Take AP exams Write college essay Get recommendations from guidance counselor, teachers and others 	<ul style="list-style-type: none"> Finalize college list Visit colleges  Aug. 1: Common App released online Begin applying for scholarships
High school senior	<ul style="list-style-type: none">  Oct. 1: File FAFSA Register for CSS Profile (if required)  Nov. 1: Apply early decision/early action Retake SAT/ACT (if needed) 	<ul style="list-style-type: none"> Consider early decision acceptances Submit regular decision applications 	<ul style="list-style-type: none"> Consider regular decision acceptances  May 1: Make final decision/pay deposit Take AP exams Finalize loan applications (if needed) 	<ul style="list-style-type: none"> Pay for Fall semester  College begins

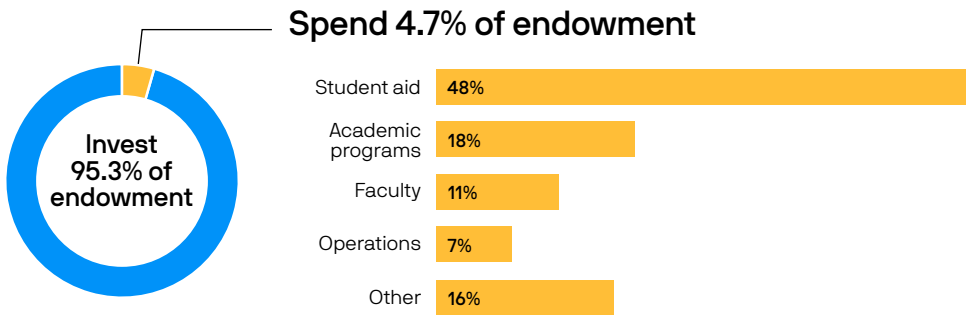
 Key dates

Source: J.P. Morgan Asset Management. For informational purposes only. Check with individual colleges regarding their application deadlines and policies. See [page 34](#) for additional resources.

College endowments and financial aid

Endowments fund college scholarships and other financial aid, but not enough to cover a typical family’s costs.

What endowments do with money received from donors



Why not spend more?

Most endowments are meant to last in perpetuity, so they generally have limits on annual spending to **reduce the risk of running out of money.**



Few college students get the full benefit of endowments

100 biggest U.S. endowments	Average endowment
79% of all endowment assets More student aid, but usually higher-cost colleges	\$4.7 million spent on student aid Enough to fund only 189 full scholarships

Source: 2023 NACUBO-Commonfund Study of Endowments®. Average endowment spending is based on a 4.7% spending rate, with 48% going to student aid. Full scholarship amount is based on College Board’s Trends in College Pricing and Student Aid 2024, using average tuition, fees, and room and board for four-year, in-state public college.



Financial aid

fafsa.gov

cssprofile.collegeboard.org

studentaid.gov

irs.gov

(IRS Publication 970, *Tax Benefits for Education*)



529 college savings plans

collegesavings.org

savingforcollege.com



College preparation

collegeboard.org

collegeconfidential.com

act.org

petersons.com

naviance.com



Grants and scholarships

goingmerry.com

fastweb.com

appily.com

bigfuture.com

scholarships.com

finaid.org



Aid for New York residents (including the Excelsior Scholarship)

hesc.ny.gov



Net price calculators

Nearly all colleges offer an online tool for estimating your family's costs after grants and scholarships.

Sources of financial aid

	Types of financial aid	Details
U.S. federal government	Grants and scholarships Loans Work-study Tax credits and deductions	In addition to aid from the U.S. Department of Education, scholarships and loan repayment may be available to qualified students through other government entities.
States	Grants and scholarships	Example: New York's Tuition Assistance Program offers grants of up to \$5,665 per year to eligible residents attending approved New York State schools and meeting income limits.
Colleges	Grants and scholarships	Aid may be available for attending a particular college and/or studying specific majors.
Nonprofit or private organizations	Grants and scholarships	Possible sources include charitable foundations, religious and community organizations, local businesses, ethnicity-based organizations, students' and parents' employers, civic groups, and professional associations related to a field of study.
Banks, credit unions or other lenders	Private loans	Tend to have higher interest rates and less flexible repayment options than federal loans.

Types of financial aid

Grants and scholarships are free gifts that generally don't have to be repaid.

Grants are typically **need-based**, while scholarships are **merit-based**.

Loans must be paid back with interest.



Source: studentaid.gov (U.S. Department of Education).

Financial aid: Types of applications

The [Free Application for Federal Student Aid \(FAFSA\)](#) is required by all colleges to award federal and institutional aid. About 250 colleges also require students to submit the [CSS Profile](#), a more detailed assessment used to determine eligibility for institutional scholarships, grants or loans.¹

Income and assets reported ²	FAFSA	CSS Profile
Taxable income	●	●
Untaxed income (e.g., tax-deductible IRA contributions, tax-exempt interest, untaxed retirement distributions)	●	●
Interest and dividend income	●	●
Bank and investment accounts	●	●
Education savings accounts in student's name, owned by either parent or student	●	●
Trust funds	●	●
Investment real estate net worth	●	●
Business or farm net worth	●	●
Child support received	●	●
Parent assets held in sibling names ³		●
Retirement assets		●
Home equity (primary home)		●
Education savings accounts in student's name, owned by grandparents or other non-parents		●
Income and assets for both divorced or separated parents (and spouses, if remarried)		●
Pre-tax contributions to employer retirement plans		●
Mandatory contribution from student income		●
Untaxed Social Security benefits		●

Allowances and deductions ²	FAFSA	CSS Profile
Number in household	●	●
Federal income and/or payroll taxes paid	●	●
Income and asset protection allowances	●	●
Education-related benefits (e.g., federal tax credits, taxable grants/scholarships, federal work-study)	●	●
Employment/business expenses	●	●
Number of family members enrolled in college		●
State taxes paid		●
Private K-12 tuition for siblings		●
Medical and dental expenses		●
Emergency reserve allowance		●
Education loan payments		●
Child support paid		●
Regional cost-of-living adjustments		●

1. College Board, for 2025-26 school year. The CSS Profile may vary by college. See financial aid office or net price calculator at your desired college for more information about what is used to calculate awards.

2. For illustrative purposes only. Information is not meant to be exhaustive. Review the FAFSA and CSS Profile applications for additional details.

3. For siblings under age 19 and not enrolled in college.

Federal student aid: A sample of grant programs

Appendix

Details		2024-25 award year Annual award limit
Federal Pell Grant	Generally awarded to undergraduate students with exceptional financial need; click here for eligibility requirements	up to \$7,395
Federal Supplemental Educational Opportunity Grant (FSEOG)	<ul style="list-style-type: none"> Administered directly by each college's financial aid office; not all colleges participate Typically awarded to undergraduate students with the most financial need Apply early; no grants given after college uses up funds received from U.S. Department of Education each year 	up to \$4,000
Teacher Education Assistance for College and Higher Education (TEACH) Grant	<ul style="list-style-type: none"> For undergraduate or graduate students taking eligible coursework needed to become elementary or secondary school teachers Must attend a participating college and meet certain academic achievement requirements Must agree to serve as a full-time, highly qualified teacher in a high-need field and low-income area for at least four years within the first eight years after college Failure to complete the teaching service commitment results in grant funds being converted to a Federal Direct Unsubsidized Loan that must be repaid with interest 	up to \$3,772
Iraq and Afghanistan Service Grant (discontinued)	<p>Starting in 2024-25, this grant is no longer available. Instead, eligible students will receive the maximum Federal Pell Grant if they are:</p> <ul style="list-style-type: none"> A child of a parent or guardian who died in the line of duty while serving in the military after 9/11 or as an active public safety officer Under 33 years old as of the January 1 prior to the award year 	up to \$7,395

Source: U.S. Department of Education. Awards are subject to availability of funds, and recipients must meet certain eligibility requirements. This is for informational purposes only. To learn more, visit <https://studentaid.gov/understand-aid/types/grants>.

Federal student aid: Loan programs

Appendix

	Lender	Eligibility	Interest rate	Annual loan limit
Direct Subsidized Loan	U.S. Department of Education	Undergraduate students enrolled at least half-time and demonstrating financial need	6.53% Student not charged interest while in school and during deferment periods	\$3,500-\$5,500 depending on year in school
Direct Unsubsidized Loan	U.S. Department of Education	Undergraduate and graduate students enrolled at least half-time, regardless of financial need	6.53% for undergraduates 8.08% for graduate students Student responsible for interest during all periods	\$5,500-\$12,500 for undergraduates, depending on year in school and dependency status \$20,500 for graduate students
Direct PLUS Loan for parents	U.S. Department of Education	Parents of dependent undergraduate students enrolled at least half-time Parents must not have negative credit history	9.08% Parents responsible for interest during all periods	Cost of attendance (determined by the school) minus any other financial aid received
Direct PLUS Loan for graduate or professional students	U.S. Department of Education	Graduate or professional degree students enrolled at least half-time Student must not have negative credit history	9.08% Student responsible for interest during all periods	Cost of attendance (determined by the school) minus any other financial aid received

Source: U.S. Department of Education. Interest rates apply to loans first disbursed between July 1, 2024, and June 30, 2025. For more information, visit <https://studentaid.gov/understand-aid/types/loans>.

Comparing college planning vehicles

Appendix

Understanding the different college planning vehicles can help you choose the right one for your needs.



529 education plan



Custodial account (UGMA/UTMA)



Coverdell Education Savings Account

Tax-free investing and withdrawals for qualified education expenses	Yes ¹	No, some earnings may be taxed at child's rate, the rest at parents' rate	Yes ⁴
State tax breaks on contributions	Yes, in some states	No	No
Income limits on contributors	No	No	Yes
Annual contribution maximum without gift taxes	\$190,000 per beneficiary ² (five years of tax-free gifts in one year)	\$38,000 per beneficiary	\$2,000 per beneficiary
Account owner control for the life of the account	Yes	No, child usually takes control at age 18 or 21; doesn't have to use money for education	No, beneficiary must generally use money by age 30
Assets removed from taxable estate	Yes	No, if donor is also custodian	Yes
Impact on federal financial aid	Low	High	Low
Allows rollovers to Roth IRAs	Yes ³	No	No

1. Earnings on non-qualified withdrawals may be subject to federal income tax and a 10% federal penalty tax, as well as state and local income taxes. New York State tax deductions may be subject to recapture in certain additional circumstances, such as rollovers to another state's 529 plan and withdrawals used to pay elementary or secondary school tuition, as described in the Disclosure Booklet and Tuition Savings Agreement. State tax benefits for non-resident New York taxpayers may vary. Tax and other benefits are contingent on meeting other requirements. Please consult your tax professional about your particular situation.

2. Maximum gifts are \$190,000 per beneficiary from married couples filing jointly and \$95,000 from single tax filers. No additional gifts can be made to the same beneficiary over a five-year period. If the donor does not survive the five years, a portion of the gift is returned to the taxable estate.

3. Tax- and penalty-free rollovers are subject to certain requirements and limitations. See [page 24](#) for details. State tax treatment of Roth IRA rollovers may vary by 529 plan. Please consult your financial or tax professional for more information.

4. Earnings on non-qualified withdrawals may be subject to federal income tax and a 10% federal penalty tax, as well as state and local income taxes.

Other sources of college funding

Compared to these options, a 529 education plan is usually the better choice.

	How it works	Pros	Cons
Roth IRA	Withdraw retirement funds to pay for college	<ul style="list-style-type: none"> No taxes or penalties when contributions withdrawn¹ No penalty if investment earnings withdrawn for qualified higher education expenses Assets not considered for federal financial aid 	<ul style="list-style-type: none"> Withdrawals for college reduce retirement savings (see page 27) Potential taxes on investment earnings withdrawn² Annual contributions limited to \$7,000 (\$8,000 if age 50 or older) Contributors subject to income limits; no gifts allowed from others No state tax benefits
Life insurance with cash value	Withdraw or borrow against the cash value of a policy to pay for college	<ul style="list-style-type: none"> Cash value grows tax-deferred; withdrawals generally tax-free³ Cash value not considered an asset for federal financial aid 	<ul style="list-style-type: none"> Subject to fees, commissions and surrender charges Loan interest not generally tax deductible Withdrawals and unpaid loans reduce policy's death benefit No state tax benefits
Home equity loan	Borrow against home equity value to pay for college	<ul style="list-style-type: none"> Have fixed interest rates often lower than college loans Not subject to borrowing limits of federal loans 	<ul style="list-style-type: none"> Interest not tax deductible when used for college Less repayment flexibility than federal loans Risk of foreclosure if loan not repaid
Private loan	Borrow from bank, credit union or other lenders outside the U.S. government	<ul style="list-style-type: none"> Interest may be tax deductible, subject to income limits Higher borrowing limits than federal loans 	<ul style="list-style-type: none"> Interest rates often variable and higher than federal loans Interest may be due while student is in college Less repayment flexibility than federal loans Often require cosigners

1. Subject to certain requirements. Penalties may be due if contributions from a converted account are withdrawn within five years of the conversion. Please consult a tax professional for additional details.
2. Withdrawals of investment earnings are tax free if the account owner is over age 59½ and the Roth IRA has been open at least five years. Please consult a tax professional for additional details.
3. If withdrawal amounts exceed the premiums paid, taxes may be due on the difference.

College-related tax breaks¹

Appendix

	Details	Income limits	Tax benefits
Tax-advantaged education savings plans	529 plans for four-year universities, graduate school, vocational/trade schools and community college	None	Contributions not typically deductible from federal taxes; investments grow tax-deferred , and withdrawals are generally tax-free for qualified expenses ²
	Coverdell Education Savings Accounts for any level of education, from elementary school through graduate school	Single: \$110,000 Married filing jointly: \$220,000	
Federal tax credits ³	American Opportunity Tax Credit for qualified expenses in the first four years of college	Single: \$90,000 Married filing jointly: \$180,000	Reduce taxes by up to \$2,500 per student each year (100% of the first \$2,000 of qualified expenses, and 25% of the next \$2,000)
	Lifetime Learning Credit for qualified expenses in an unlimited number of years of college		Reduce taxes by up to \$2,000 per tax return each year (20% of the first \$10,000 of qualified expenses)
Student loan interest deduction	For interest paid on student loans taken out for yourself, your spouse or dependents	Single: \$100,000 Married filing jointly: \$200,000	Reduce taxable income by up to \$2,500 each year
State tax deductions	Some states allow deductible contributions to a 529 education plan for state income tax purposes	Varies by state	Varies by state; see page 42 for more information

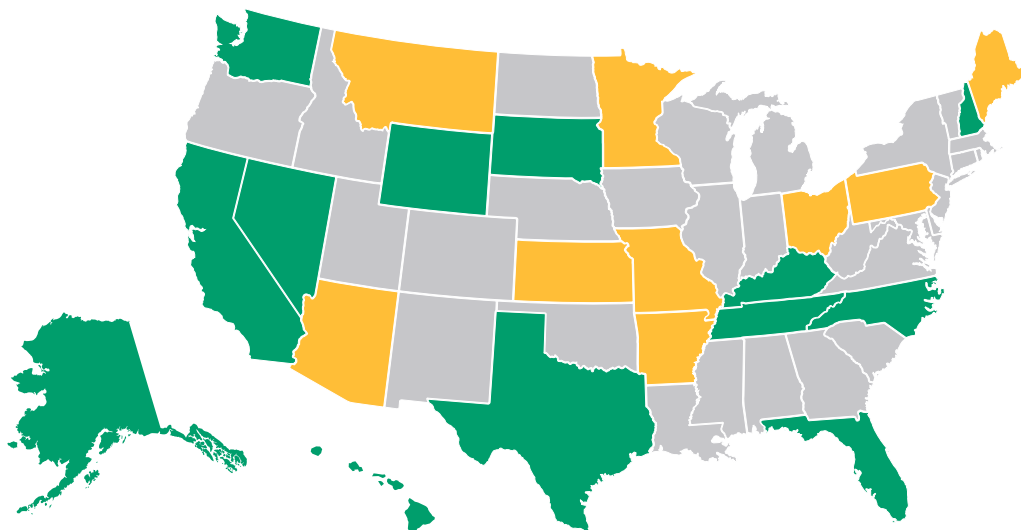
1. Must meet certain eligibility requirements. Information as of November 2024. Please consult a tax professional for additional details.

2. Tax-free withdrawals cannot be taken for the same expenses used to claim tax credits.

3. Taxpayers cannot claim both credits for the same student in the same year.

529 plans: State tax benefits¹

Appendix



Some states have income limits

Tax breaks may be subject to income requirements in some states, including Delaware, Maine, Minnesota, New Jersey, Oregon and Pennsylvania.

Check with individual plans for more details.

Tax parity states

These states offer a tax deduction for contributing to **any 529 plan**, including out-of-state plans that may be more attractive than the in-state option: Arizona, Arkansas,² Kansas, Maine, Minnesota,² Missouri, Montana, Ohio, Pennsylvania.

Tax-neutral states

These states offer **no state tax deduction** for 529 plan contributions: Alaska, California, Florida, Hawaii, Kentucky, Nevada, New Hampshire, North Carolina, South Dakota, Tennessee, Texas, Washington, Wyoming.

All other states

These states offer potential tax breaks on contributions made **only to in-state 529 plans**.

1. Savingforcollege.com, as of October 2024. State rules are subject to change.

2. Arkansas offers larger tax deductions for contributions made to an in-state 529 plan. Minnesota offers either a tax deduction or tax credit, depending on income. Consult the plans for more details.

Indices are unmanaged, and an individual cannot invest directly in an index. Index returns do not include fees or expenses.

The **Bloomberg Barclays U.S. Treasury Bellwethers 3M Index** tracks the performance and attributes of the on-the-run (most recently auctioned) U.S. Treasury bill with 3 months' maturity. The index follows Bloomberg Barclays Capital's index monthly rebalancing conventions. It contains index history starting January 1, 1981.

The **Bloomberg Barclays Capital U.S. Aggregate Index** represents securities that are SEC-registered, taxable and dollar denominated. The index covers the U.S. investment-grade fixed-rate bond market, with index components for government and corporate securities, mortgage pass-through securities and asset-backed securities. These major sectors are subdivided into more specific indices that are calculated and reported on a regular basis.

The **S&P 500 Index** is widely regarded as the best single gauge of the U.S. equities market. This world-renowned index includes a representative sample of 500 leading companies in leading industries of the U.S. economy. Although the S&P 500 Index focuses on the large cap segment of the market, with approximately 75% coverage of U.S. equities, it is also an ideal proxy for the total market. An investor cannot invest directly in an index.

Past performance is no guarantee of comparable future results.

Diversification does not guarantee investment returns and does not eliminate the risk of loss.

Bonds are subject to interest rate risks. Bond prices generally fall when interest rates rise.

The price of **equity** securities may rise or fall because of changes in the broad market or changes in a company's financial condition, sometimes rapidly or unpredictably. These price movements may result from factors affecting individual companies, sectors or industries, or the securities market as a whole, such as changes in economic or political conditions. Equity securities are subject to "stock market risk," meaning that stock prices in general may decline over short or extended periods of time.

Not FDIC Insured | No Bank, State or Federal Guarantee | May Lose Value

For more information about New York's 529 Advisor-Guided College Savings Program, you may contact your financial professional or obtain an Advisor-Guided Plan Disclosure Booklet and Tuition Savings Agreement at www.ny529advisor.com or by calling 1-800-774-2108. This document includes investment objectives, risks, charges, expenses, and other information. You should read and consider it carefully before investing.

Before you invest, consider whether your or the Beneficiary's home state offers any state tax or other state benefits such as financial aid, scholarship funds, and protection from creditors that are only available for investments in that state's qualified tuition program.

The Comptroller of the State of New York and the New York State Higher Education Services Corporation are the Program Administrators and are responsible for implementing and administering New York's 529 Advisor-Guided College Savings Program (the "Advisor-Guided Plan"). Ascensus Broker Dealer Services, LLC serves as Program Manager for the Advisor-Guided Plan. Ascensus Broker Dealer Services, LLC and its affiliates have overall responsibility for the day-to-day operations of the Advisor-Guided Plan, including recordkeeping and administrative services. J.P. Morgan Investment Management Inc. serves as the Investment Manager. J.P. Morgan Asset Management is the marketing name for the asset management business of JPMorgan Chase & Co. JPMorgan Distribution Services, Inc. markets and distributes the Advisor-Guided Plan. JPMorgan Distribution Services, Inc. is a member of FINRA.

No guarantee: None of the State of New York, its agencies, the Federal Deposit Insurance Corporation, J.P. Morgan Investment Management Inc., Ascensus Broker Dealer Services, LLC, JPMorgan Distribution Services, Inc., nor any of their applicable affiliates insures accounts or guarantees the principal deposited therein or any investment returns on any account or investment portfolio.

New York's 529 College Savings Program currently includes two separate 529 plans. The Advisor-Guided Plan is sold exclusively through financial advisory firms who have entered into Advisor-Guided Plan selling agreements with JPMorgan Distribution Services, Inc. You may also participate in the *Direct Plan*, which is sold directly by the Program and offers lower fees. However, the investment options available under the Advisor-Guided Plan are not available under the *Direct Plan*. The fees and expenses of the Advisor-Guided Plan include compensation to the financial advisory firm. Be sure to understand the options available before making an investment decision.

The Advisor-Guided Plan is offered through financial intermediaries, including broker-dealers, investment advisers and firms that are registered as both broker-dealers and investment advisers and their respective investment professionals. Broker-dealers and investment advisers are subject to different standards under federal and state law when providing investment advice and recommendations about securities. Please ask the financial professional with whom you are working about the role and capacity in which their financial intermediary acts when providing services to you or if you have any questions in this regard.

The Program Administrators, the Program Manager and JPMorgan Distribution Services, Inc., and their respective affiliates do not provide legal or tax advice. This information is provided for general educational purposes only. This is not to be considered legal or tax advice. Investors should consult with their legal or tax advisors for personalized assistance, including information regarding any specific state law requirements.

If you are a person with a disability and need additional support in viewing the material, please call us at 1-800-774-2108 (8am-6pm ET, M-F) for assistance.

January 2025

529-CPE

0903c02a80ea5e68

New York's 529 Advisor-Guided College Savings Program®

Entrust your college fund to the Advisor-Guided Plan and gain full access to the insights and investments of J.P. Morgan, one of the world's largest, most respected financial institutions.



Expert management

Oversight by J.P. Morgan's Multi-Asset Solutions group

- Dedicated team of more than 100 investment professionals¹
- More than \$285 billion in global assets under management¹
- Builds Plan portfolios, selects investments and makes adjustments as market conditions change over time



Investment choices

- **One age-based option**, automatically shifting to nine different portfolios between newborn and college age
- **Six asset allocation portfolios**, each pursuing different risk/return objectives
- **20 individual single-asset portfolios** for creating your own customized investment mix, including a stable asset income option



Broad diversification

- Access to asset classes and investment strategies **not often found in 529 plans**
- Potential for **higher returns and lower risk** than less diversified portfolios²



To learn more, please consult a financial professional, visit ny529advisor.com or call 1-800-774-2108.

Investment expertise
from J.P. Morgan
Asset Management

State tax deductions
for account owners
living or working in
New York³

High contribution
limit of \$520,000
per beneficiary

Ugift® online tool
enables family and
friends to make gift
contributions to Plan
accounts

Upromise® rewards
program turns
everyday purchases
into funds for college

1. As of 9/30/24.

2. Diversification does not guarantee investment returns and does not eliminate the risk of loss.

3. Deductions may be subject to recapture in certain circumstances, such as rollovers to another state's 529 plan and withdrawals used to pay elementary or secondary school tuition.